

Sales Presentation

November 1, 2017



CloudKit

a sound approach to your recovery.



SURGICAL SERENITY
SOLUTIONS

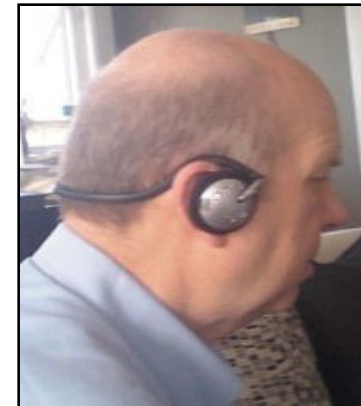
a sound approach to recovery

Surgical Serenity Headphones



Sold in bundled “CloudKits” making each kit a complete turn-key solution.

- Pre-programmed with our proprietary music blend
- Allows clinicians to communicate with the patient when necessary
- No wires, cords or transmissions
- Worn over the ears and behind the neck.



Only Two Steps!

1. Headphones are “ON or Off”
2. Music is “Playing or Paused”

Start with a charged and
UNPLUGGED
set of headphones



1. Turn the Headphones “On” or “Off”
Push and hold the ON/OFF button until you see a Red Light - then Release
 - If the Green starts a slow blink, the headphones are “ON”
 - If there are no lights on or flashing, the headphones are “OFF”
 - Repeat step 1 until you get the slow flashing green light indicating the headset is ready to play music.
2. Start or Stop the Music
A short push and release of the ON/OFF button will:
 - Start Music if it is Not Playing
 - Pause (Stop) the Music if it is Playing

Other Buttons

Volume: Hold down the “+ or -” buttons to change volume

Equalizer: We have pre-set the equalizer.



Automatic Shutdown:

- When Power is very low
- If you have “Paused” the music and have not restarted the “Play” function
- Can not find the music

Where Does the Music Start?

- There is no “Beginning or End.” The music is held in a single file and will play as long as battery is charged.
- The music is scientifically chosen, pre-programmed so it can begin at any point

Charging Headphones

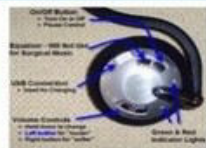
- * Place each headset into an empty slot in the Cloud Kit with the lights and buttons facing you. Connect the designated cord tucking excess wire back into the housing below the slot.
- * When Charging both the red and green lights will light. When charged, the green light will go out and red light will remain on.
- * Note: Headphones require our specific A/C Charger. Do not use a generic charger.



Note: Headphones will play our music up to 24 hours when fully charged.

Positive Patient Results...all types of surgery.

Surgical Serenity Solutions Headphones



Our patented process synchronizes the tempo of the music with the patient's heart rate and breathing.

My blood pressure dropped. I was cold & clammy. Doctors were ready to cancel surgery. I put on the headphones and within minutes, I was feeling well enough to proceed with the surgery. Amazing!

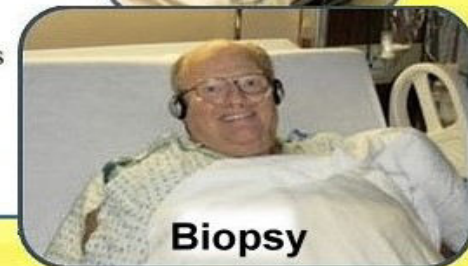


I knew that root canal would be painful, The headphones made such a difference. I closed my eyes, listened to the music and actually went to sleep.

These headphones are an ingenious solution to the delivery of music in the perioperative period. Get them for your next surgery or medical procedure and feel the difference!" **Lisa Gallagher, MT-BC, Head of Music Therapy, Cleveland Clinic. 2014**

"Dr. Cash has created a valuable new addition to the surgical suite. Now patient and surgeon can benefit from music with surgery and facilitate faster, safer procedures! Bravo! **Les Garson, MD, University of California/Irvine Medical Center. 2014**

"Intraoperative music decreases propofol requirements and decreases cortisol." **Yale University study in Anesthesia and Analgesia, 2005**



Surgical Serenity Solutions

Exclusive Distributor Contact Information

Bruce A. Cadkin, MBA

BAC Medical Marketing

18653 Ventura Boulevard, #120

Tarzana, CA 91356-4103

Phone: 800.240.9473

Email: Bruce@BACMedicalMarketing.com

Web: www.BACMedicalMarketing.com